
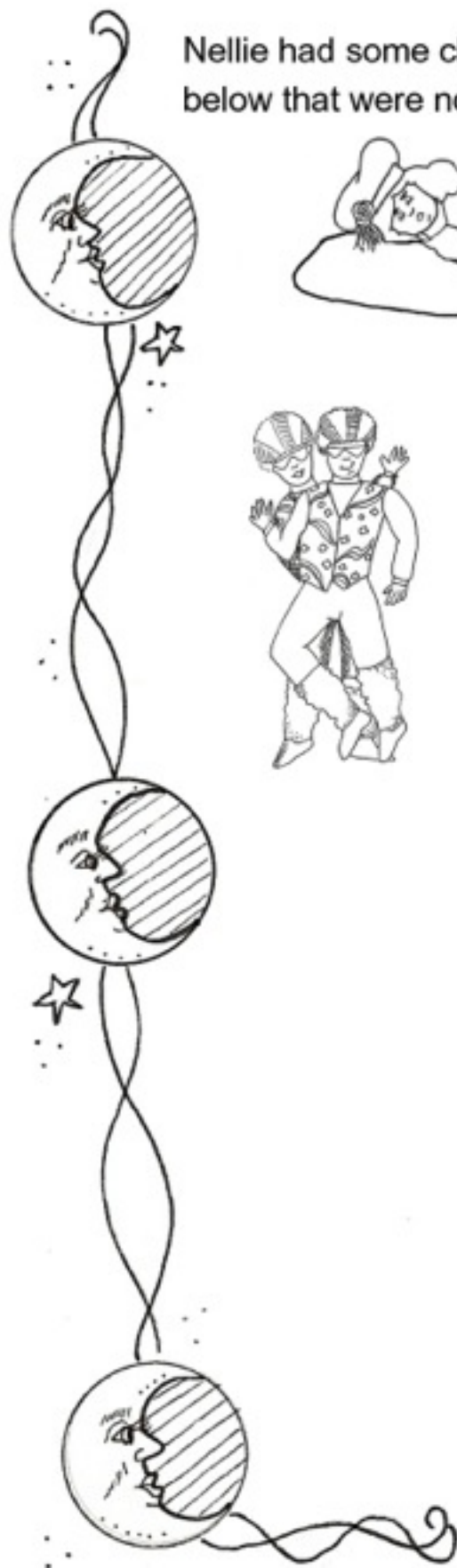


Nellie had some choices to make in the play. Color the activities below that were not choices she had to make in the play.



Nelly made choices along her journey to find the three moons. She visited the Land of the Tall People,



the Video Heads,



and the Land of the Happy Feet.

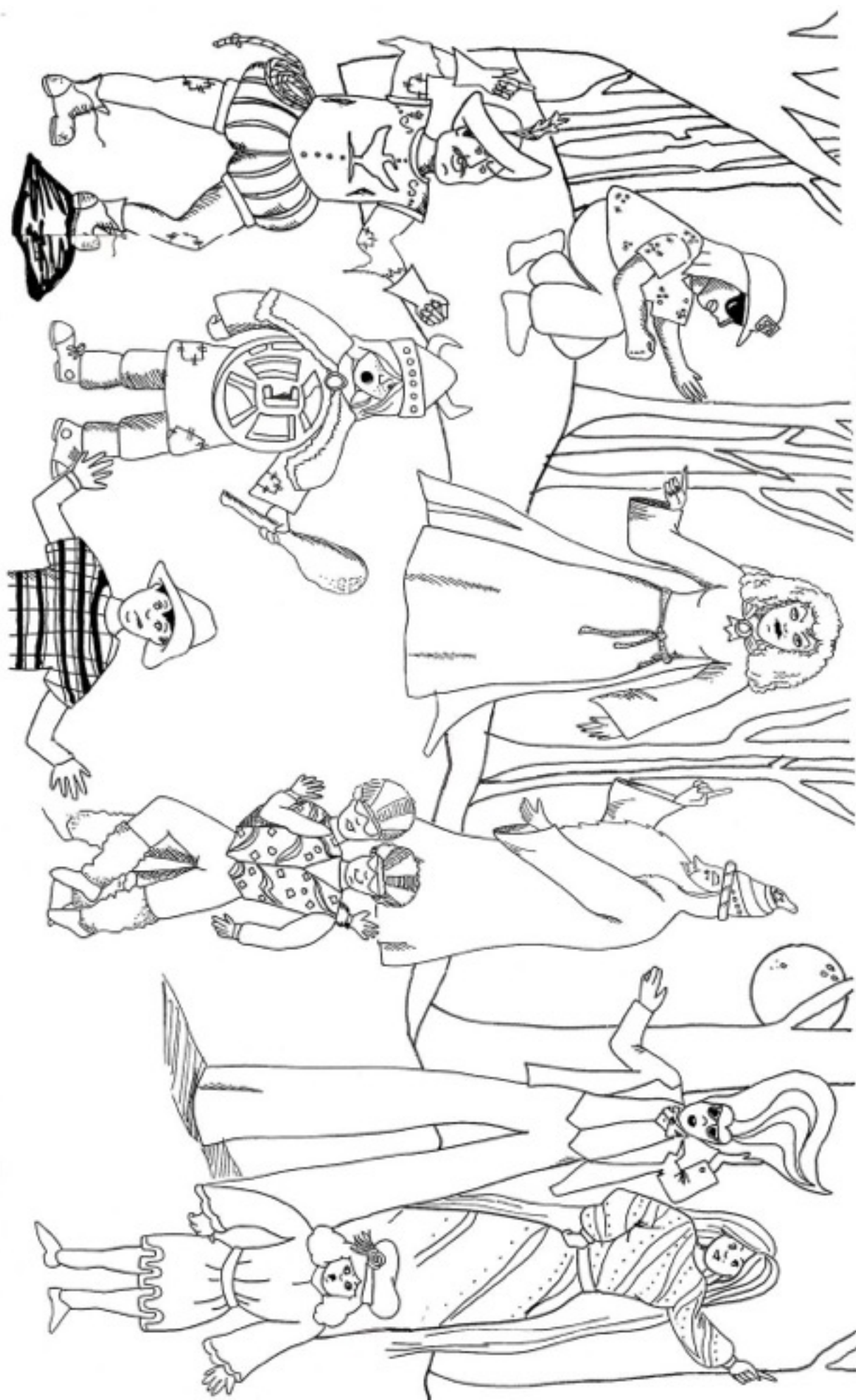


She didn't stay in any of these places.

Can you imagine another place that Nellie might find on her journey?

Be creative!! Draw and color this place that you imagine.













Follow these steps to draw Withershins.







Q U E E T Q U E S T M T H E P E
 A D V N A D V E N T U R E V R I
 D B T T C P S C E N T I G E E O
 C R I C K E T D A R E A O F C B
 L E N U M B E C K O N L T F I S
 U W K E K B U M B E R S H O O T
 E V E N F L O O D Q U A E R U A
 S I R T A E X I S T O S A T S C
 L O O D Q U I T R I S K T I C L
 E A P E U M B R E L L A E R I E
 H E A V E R I D D L E N R U D E
 E S H O N O R U M B O T L S U R
 A S T R E A M E J O U R N E Y O
 S W A R M I D T L L R O B B E R

FLOOD
 BUMBERSHOOT
 CUE
 EXIST
 CRICKET
 BREWING
 RISK
 UMBRELLA
 DARE

ADVENTURE
 TINKER
 JOURNEY
 ADVICE
 DUET
 SNEAK
 DISCOVER
 EFFORT
 OBSTACLE

CLUES
 BECKON
 TILL
 PRECIOUS
 RIDDLE
 PEBBLE
 QUEST
 WHIFF
 HEAVE

FRAGRANT
 STREAM
 SCENT
 THEATER
 ROBBER
 ENEMY
 PARTNER
 EGO
 TACK

EVEN
 NUMB
 RUSE
 ASK
 SEEK
 QUIT
 BOLD
 RUDE
 HONOR

SWARM
 SNEAK
 RUDE

Some of the character names in "Three Moons Till Tomorrow" tell us about the character's personality. Draw a picture of each character's descriptive name like "withered shins" below. Then write describing words, or adjectives, that tell about the character. Color the pictures, too.



WITHERSHINS



NELLIE
THREADNEEDLE







Describe Nellie's choices in the play and then write what you would have done if you had those choices.

This image shows a blank sheet of white paper with horizontal ruling lines. The lines are evenly spaced and run across the width of the page. There are approximately 20 lines visible. On the right side, there are some faint, partially visible circular markings, possibly from a binder or punch holes. The paper appears to be a standard notebook or worksheet.